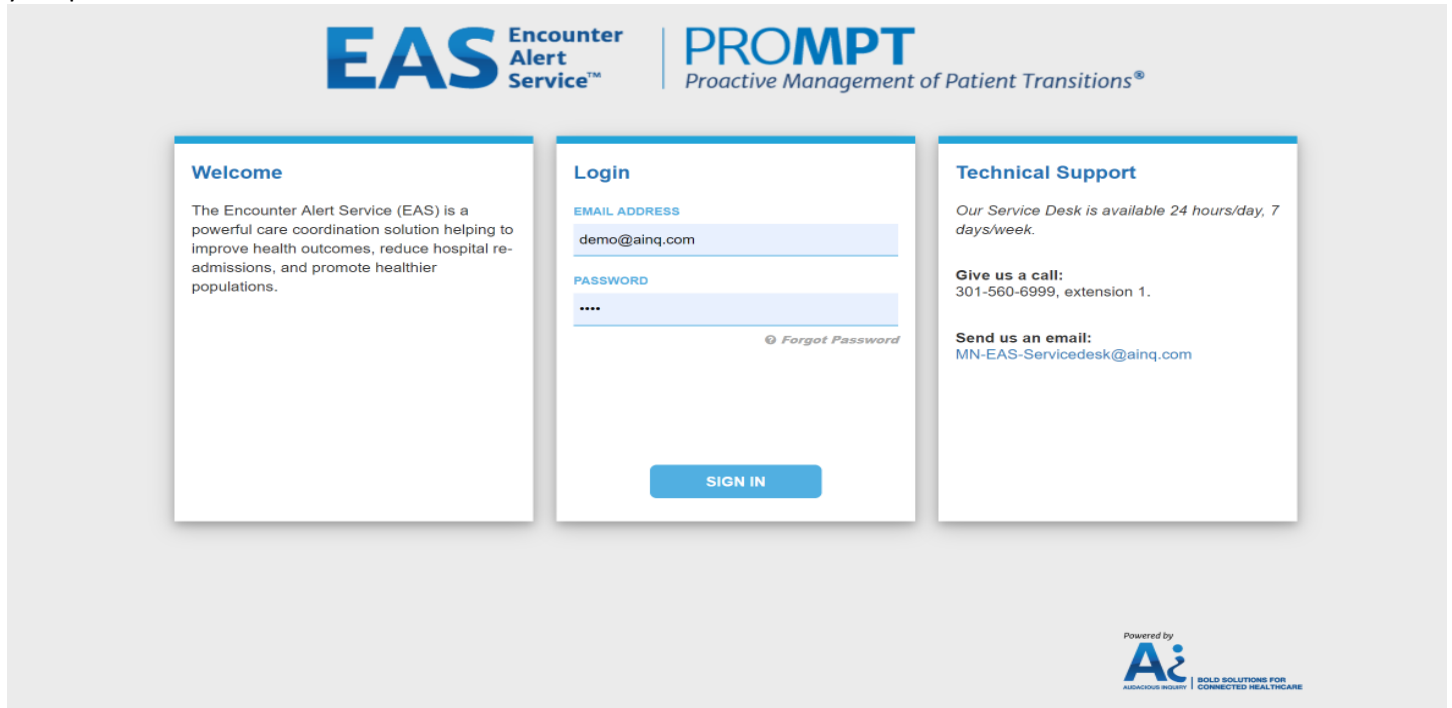


MN EAS Unified Landing Page (ULP) New Features

Click here: <https://portal.mneas.org/>

Login Information:

Please use your eMail address when logging in to the Encounter Alert Service. Upon logon you will be asked to change your password.



The screenshot displays the MN EAS Unified Landing Page (ULP) with the following sections:

- EAS Encounter Alert Service™** and **PROMPT Proactive Management of Patient Transitions®** logos at the top.
- Welcome** section: "The Encounter Alert Service (EAS) is a powerful care coordination solution helping to improve health outcomes, reduce hospital re-admissions, and promote healthier populations."
- Login** section: Includes fields for "EMAIL ADDRESS" (demo@ainq.com) and "PASSWORD" (masked with dots). A "Forgot Password" link is visible. A "SIGN IN" button is at the bottom.
- Technical Support** section: "Our Service Desk is available 24 hours/day, 7 days/week." Contact information: "Give us a call: 301-560-6999, extension 1." and "Send us an email: MN-EAS-ServiceDesk@ainq.com".
- Powered by **Ai** logo (Athenahealth) with the tagline "BOLD SOLUTIONS FOR ALIQUOTOUR WISDOM | CONNECTED HEALTHCARE".

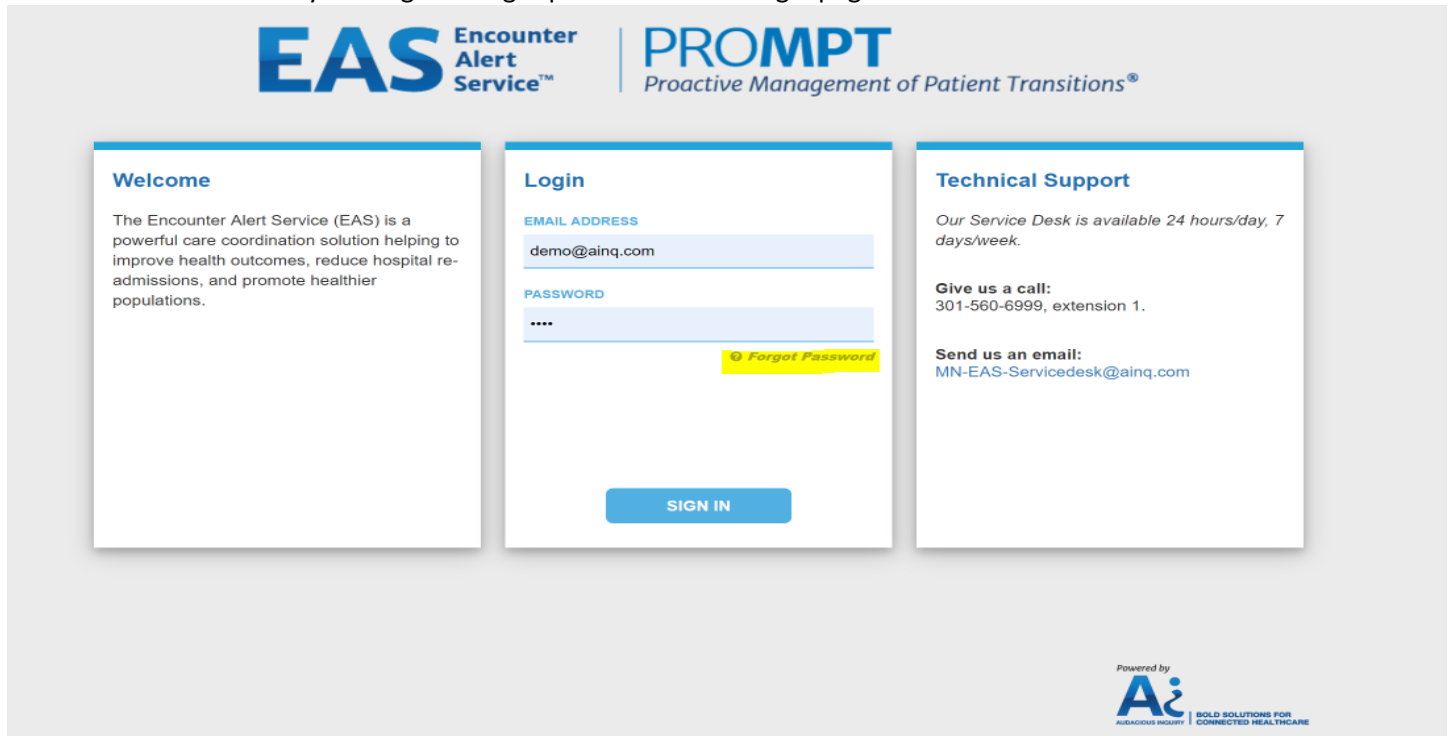
Password Information:

MN EAS uses a more complex password policy. All passwords must comply with the following requirements:

- Must be at least 8 characters long
- Password cannot be same as old password if changing password;
- User is locked out after 5 failed attempted logins; and
- Password must have one non-letter or digit character.

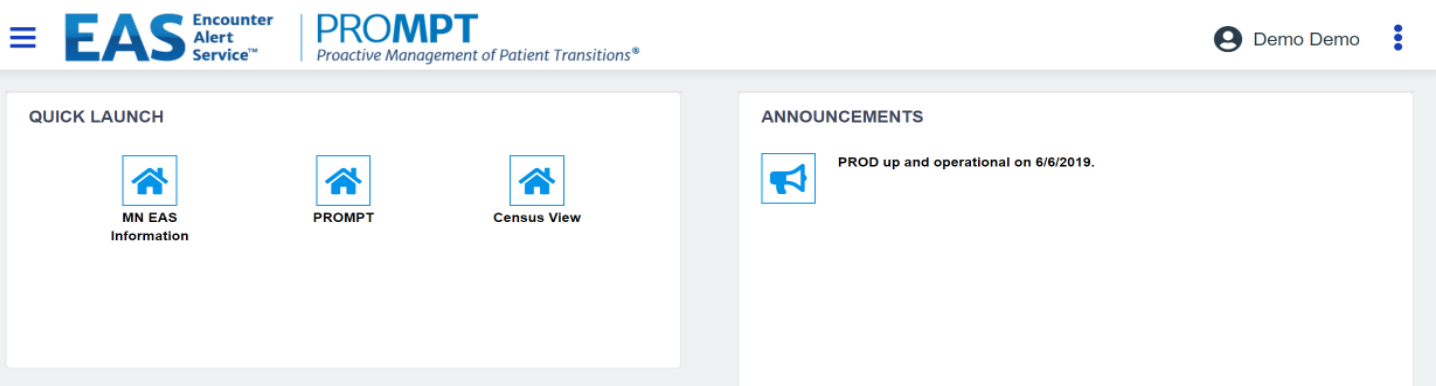

Forgot Password

Passwords can be reset by clicking the forgot password on the login page.



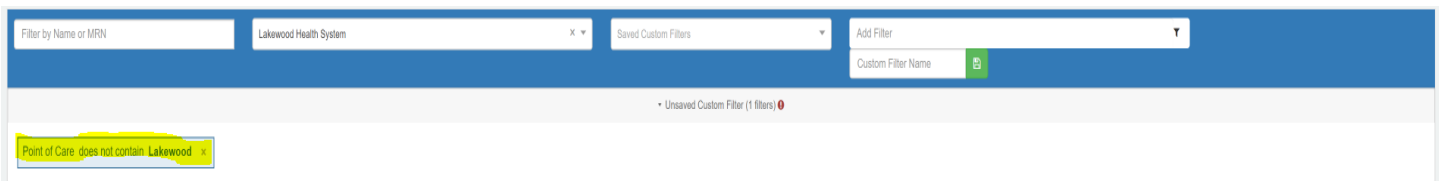
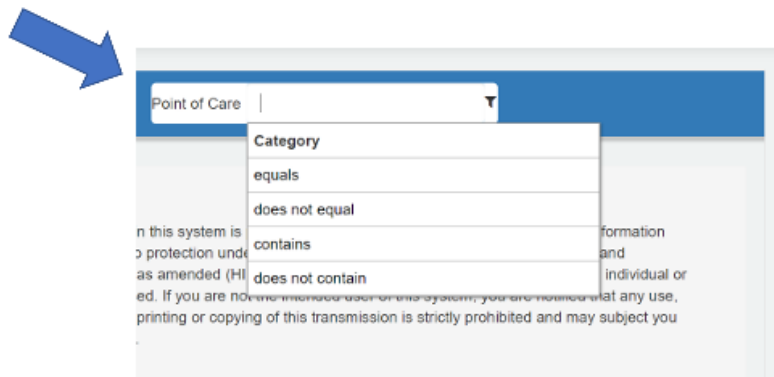
Quick Launch

Access MN EAS Information, PROMPT and Census View by selecting the hamburger and clicking Home. Be on the lookout for new announcements.



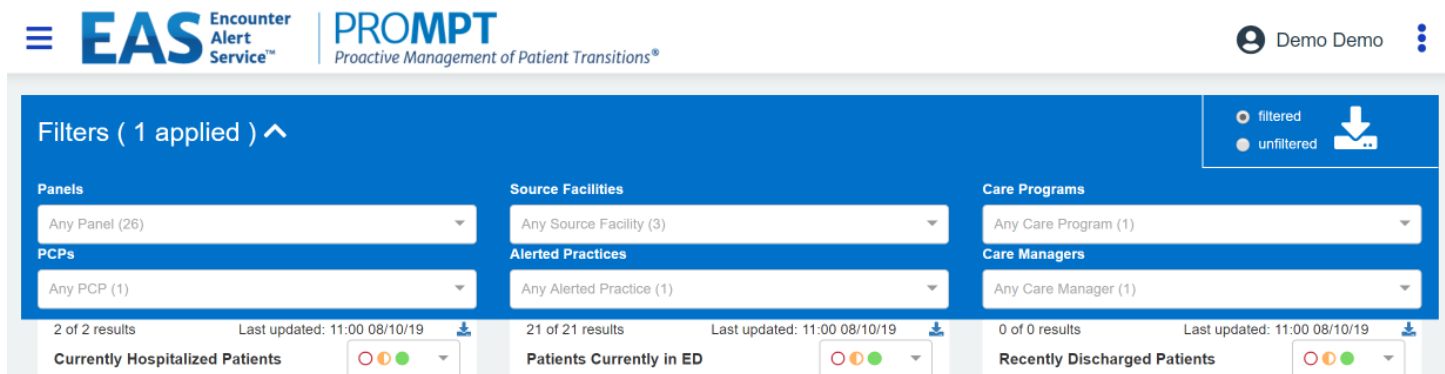
New Filters

New filter operators are available. Ex. A care coordinator at Lakewood wants to see patients seen at other locations use the “does not contain” operator as highlighted below.



Census View

Access Census View from Quick Launch. Now inpatient, ED and recently discharged patients can be viewed and filtered based on your preferences.



Support Information

No changes to the standard process. Contact Nick Regier at nregier@ainq.com to submit a ticket or contact support at 301.560.6999 extension 1.